

**Government of South Georgia & the South Sandwich Islands**  
**Number and Placement of Rodent Monitoring Stations on Yachts & Vessels**




For the 2020/21 season, we are switching from traditional toxic rodent bait, to a non-toxic formulation. The non-toxic bait is highly palatable to rats and mice. It is advantageous as it avoids the risk of non-target mortality, reduces the chance that animals become 'bait-shy'/de-sensitised to toxic bait if it is needed and reduces the amount of harmful toxins that could end up in the environment.

It is a safer and more effective method for monitoring however, **it should be noted that non-toxic bait will only indicate the presence of rodents and cannot be used to deal with a rodent problem.** The aim of monitoring is not to eliminate a rodent infestation. Monitoring tools are only there to tell us if there is an issue – if a vessel has signs of rodents on board, further additional measures will be agreed with GSGSSI to manage the problem.

Minimising the risk of rodents getting on board is essential, and includes the use of well-fitting rodent guards to mooring lines at gateway ports prior to arrival in SGSSI.

The new non-toxic bait is yellow and has an ingredient which fluoresces under ultraviolet light; not only does this better show crumbs of bait, but also stains rodent faeces and urine so they may be more easily detected.




**What to Do**

You will be provided with a copy of this document along with the pre-baited boxes or stations and a key to open them with. The boxes should be deployed as soon as possible (according to the instructions overleaf), and at least 24 hours prior to entering the SGSSI Maritime Zone. The boxes should remain in board throughout your visit to South Georgia, and for vessels which will return to South Georgia again, should remain in place until the next visit.

On entry to the Maritime Zone you will be asked to declare if your vessel is rodent-free. To do that, you must first check all the bait stations and look to see if the bait has been nibbled or damaged; if it has you must report it. The yellow non-toxic bait is perfectly safe to handle. You should also check to see if there are any other signs of rodents on board such as chewed food packaging or droppings in the galley or waste storage area. On arrival to Cumberland Bay, Government Officers will check the bait stations again.

**What to Look For**

Check the bait block for any signs of chew marks; it should have fairly crisp edges; if it has become rounded something may have chewed it. Rodents may leave paired grooves or tooth marks in the surface of the bait. Look for other rodent signs nearby, such as faeces and chewed food, packaging and wood.



The picture (left) shows the relative size and shape of rat and mouse faeces, (right) shows a non-toxic block that has been nibbled by mice. Rats will leave heavier chew marks and take more (or all) of the bait.

A number of discrete areas on vessels are more favourable to rodents for entry, exit or to live should they become established on board. These areas should be the focus of monitoring.

Rodent monitoring stations should be placed in quiet, sheltered areas, and fixed where necessary to prevent movement in heavy seas. Stations should not be placed on deck where they will get drenched by breaking seas.

Table 1 Locations of Rodent Monitoring Stations (for vessels LOA >24 metres)


Location	Type
1 Foc'sle (mooring line locker or Bosun's locker)	Rodent entry / exit point
2 Aft mooring deck	Rodent entry / exit point
3 Zodiac storage or shelter deck	Rodent entry / exit point
4 Cargo receiving areas	Rodent entry / exit point
5 Dry food & provision stores	Rodent harbourage
6 Waste storage areas	Rodent harbourage

**Vessels with a load line length of more than 24 metres:**

Rodent monitoring stations should be placed in each of the areas described in Table 1 where those areas exist, such that a vessel may have up to a maximum of 6 rodent monitoring stations. Note that some vessels will not have all of these distinct areas, and will require fewer bait boxes.

**Yachts less than 24 metres LOA:**

Yachts should place 1 rodent monitoring station inside the vessel in an area with suitable conditions for rodents, and 1 rodent monitoring station on a sheltered area of deck while at anchor or alongside.



Rodent monitoring stations can be collected from the GSGSSI offices in Stanley, Falkland Islands, prior to departure for South Georgia.

If the vessel will not be calling in the Falklands prior to landing in South Georgia, it is the responsibility of the vessel to ensure that alternative rodent monitoring stations are in place, and that these are acceptable to GSGSSI.

If you need to source your own bait boxes and bait, you must use solid bait blocks, ideally non-toxic like ours- Detex (<https://www.belllabs.com/bell-labs/product/us/pest-control/detex-with-lumitrack>), otherwise traditional toxic solid wax bait blocks are acceptable but must be used according to manufacturer's safety instructions. Loose bait such as pellets or grains are unsuitable as they will not readily show signs of disturbance by rodents.



SOLID WAX TOXIC BAIT BLOCKS (acceptable alternative)



LOOSE BAIT PELLETS (unacceptable)