

**Government of South Georgia
& the South Sandwich Islands**



Annual Tourism and Visitor Report

2014 – 2015

**Version 1.07
5 July 2015**

**Government Officer
South Georgia**

South Georgia and the South Sandwich Islands

Annual Tourism and Visitor Report

Covering Period
July 2014 to June 2015

Contents

| | |
|--|--|
| Introduction | 4 |
| Part 1: Cruise Ships..... | 4 |
| Cruise Ship Visit Summary..... | 4 |
| Cruise Ship Voyage and Passenger Number Trends | 5 |
| Passengers..... | 5 |
| Expedition Staff | 5 |
| Cruise ship Crew..... | 6 |
| <i>Cruise Ship Landing Sites Prior to Arrival in South Georgia.....</i> | <i>6</i> |
| <i>Cruise Ship Landing Sites Following Departure From South Georgia.....</i> | <i>6</i> |
| <i>Distribution in Vessel Passenger Capacity.....</i> | <i>Error! Bookmark not defined.</i> |
| <i>Activities Undertaken</i> | <i>6</i> |
| Small Boat Landings | 6 |
| Extended Walks..... | 7 |
| Kayaking | 8 |
| Diving | 8 |
| <i>Cruise Ship Visit Sites of Particular Interest.....</i> | <i>8</i> |
| Prion Island | 8 |
| Grytviken and King Edward Point | 9 |
| Post Office..... | 9 |
| KEP Jetty..... | 9 |
| Lectures On Board..... | 9 |
| <i>General Cruise Ship Matters.....</i> | <i>9</i> |
| Ships' Bird Strikes..... | 9 |
| Seals | 10 |
| Reindeer Eradication..... | 10 |
| Biosecurity..... | 10 |
| Expedition Leader Briefings | 10 |
| New Operators, Vessels and Observers..... | 10 |
| <i>Post Visit Reporting</i> | <i>10</i> |
| Part 2: Yachts | 11 |
| <i>Yacht Landing Sites.....</i> | <i>11</i> |
| Part 3: Expeditions | 12 |
| Part 4: Other Visitors | 13 |
| Appendix I - Passenger, Staff and Crew Nationality Breakdown | 14 |
| <i>Cruise Ship visits</i> | <i>14</i> |
| <i>Yacht visits.....</i> | <i>16</i> |

INTRODUCTION

1. This report covers the period from July 2014 to June 2015¹. The 2014 - 2015 tourism season saw a record number of cruise ship passengers with over 8,000 passengers on 65 ship visits and exceeding the previous passenger number high of 2007-2008, albeit there were more cruise ship visits in year 2008-2009 with a total of 70. Over this season 14,072 people visited South Georgia, this figure includes cruise ships and yachts. There was a total of 8,142 cruise ship passenger (previous high 8,068), 827 staff, 4,837 crew were from cruise ships and 23 others (observers etc). Additional visits over the period included Royal Navy ships on patrol, science project teams and staff working on the fishery patrol and research ships.

2. The figures within this report are compiled mainly from Post Visit Reports returned by cruise ship and yacht expedition leaders. Vessel customs clearance documents and the notes taken by the Government Officers during the clearance procedures are also used. GSGSSI wishes to acknowledge the value of the Post Visit Reports returned by expedition leaders and yacht skippers, without them the task of monitoring visitor trends would be difficult.

PART 1: CRUISE SHIPS

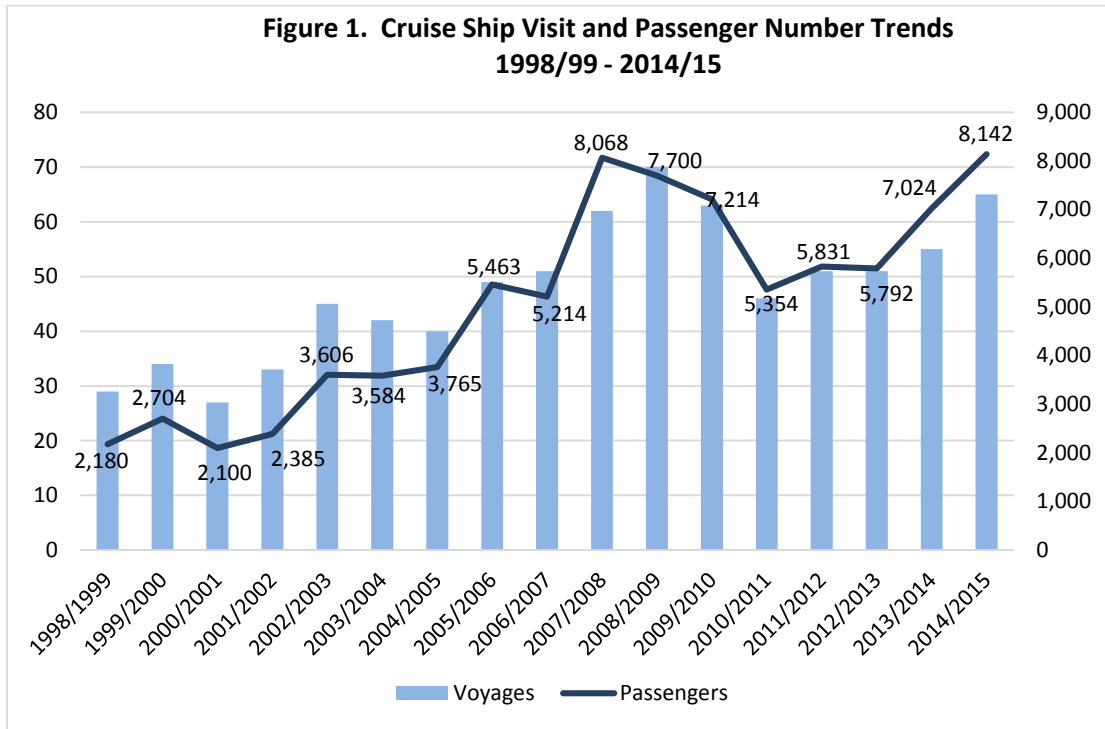
3. **Cruise Ship Visit Summary.** A total of 22 different cruise ships made 65 visits to South Georgia with a total of 8,142 passengers during the 2014 - 2015 season, an increase of 1,118 tourist passengers from the previous year. The *Hanseatic* and *Bremen* each made 6 separate visits and there were 4 cruise ships that each made 4 separate visits: *Akademik Vavilov*, *Plancius*, *Polar Pioneer* and the *Fram*. All other ships visited 3 or fewer times. Table 1 summarises the cruise ship activity since 1998.

Table 1. Summary of cruise ship voyages 1998/99 to 2014/15

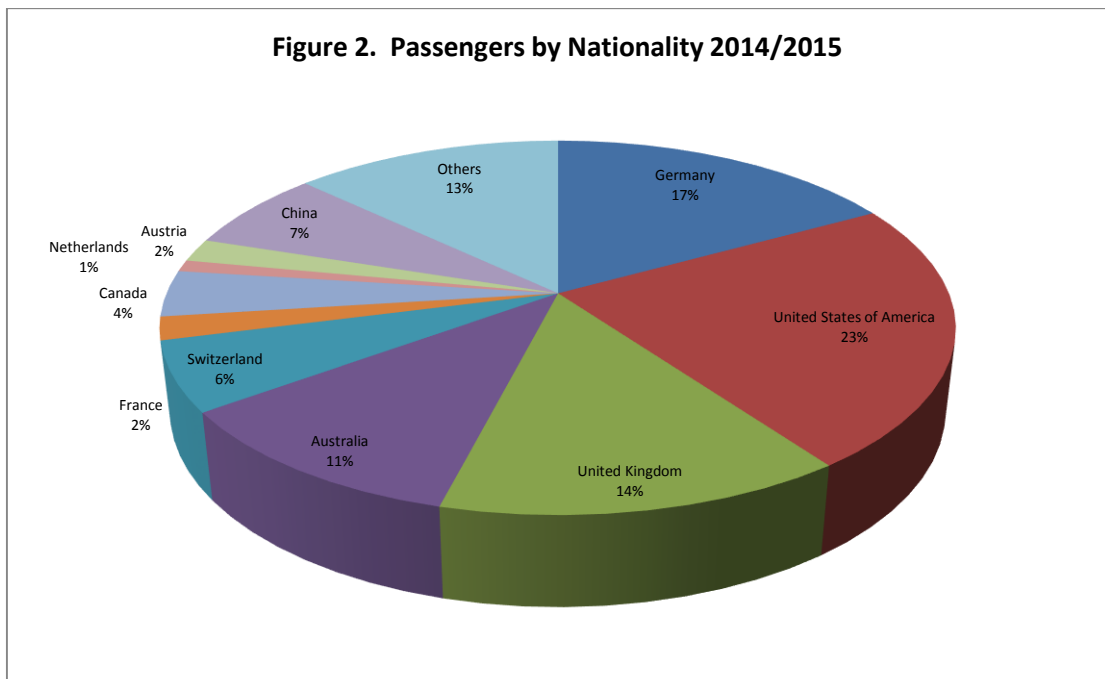
| Season | Voyages | Passengers | Staff | Crew | Others | Total |
|-----------|---------|--------------|------------|--------------|-----------|--------|
| 1998/1999 | 29 | 2,180(54.1%) | 295 (7.3%) | 1,555(38.6%) | 0 (0.0%) | 4,030 |
| 1999/2000 | 34 | 2,704(53.1%) | 353 (6.9%) | 2,014(39.6%) | 18 (0.4%) | 5,089 |
| 2000/2001 | 27 | 2,100(54.7%) | 309 (8.0%) | 1,428(37.2%) | 3 (0.1%) | 3,840 |
| 2001/2002 | 33 | 2,385(52.3%) | 302 (6.6%) | 1,858(40.7%) | 16 (0.4%) | 4,561 |
| 2002/2003 | 45 | 3,606(53.2%) | 441 (6.5%) | 2,718(40.1%) | 18 (0.3%) | 6,783 |
| 2003/2004 | 42 | 3,584(53.6%) | 402 (6.0%) | 2,685(40.1%) | 20 (0.3%) | 6,691 |
| 2004/2005 | 40 | 3,765(57.6%) | 377 (5.8%) | 2,374(36.3%) | 17 (0.3%) | 6,533 |
| 2005/2006 | 49 | 5,463(56.9%) | 490 (5.1%) | 3,608(37.6%) | 35 (0.4%) | 9,596 |
| 2006/2007 | 51 | 5,214(58.2%) | 472 (5.3%) | 3,261(36.4%) | 16 (0.2%) | 8,963 |
| 2007/2008 | 62 | 8,068(57.1%) | 693 (4.9%) | 5,346(37.8%) | 30 (0.2%) | 14,137 |
| 2008/2009 | 70 | 7,700(56.1%) | 792 (5.8%) | 5,181(37.8%) | 45 (0.3%) | 13,718 |
| 2009/2010 | 63 | 7,214(57.8%) | 711 (5.7%) | 4,535(36.4%) | 13 (0.1%) | 12,473 |
| 2010/2011 | 46 | 5,354(59.4%) | 493 (5.5%) | 3,164(35.1%) | 3 (0.0%) | 9,014 |
| 2011/2012 | 51 | 5,831(58.4%) | 578 (5.8%) | 3,569(35.7%) | 6 (0.1%) | 9,984 |
| 2012/2013 | 51 | 5,792(58.0%) | 612 (6.1%) | 3,552(35.6%) | 24 (0.2%) | 9,980 |
| 2013/2014 | 55 | 7,024(59.6%) | 667 (5.7%) | 4,080(34.6%) | 21 (0.2%) | 11,792 |
| 2014/2015 | 65 | 8,142(58.9%) | 827 (6%) | 4,837 (35%) | 23 (0.2%) | 13,829 |

¹ Data from TRAFISH covers the period upto 23 April however the tourist season had fished by this date with no additional visits.

4. **Cruise Ship Voyage and Passenger Number Trends.** The cruise ship passenger visitor numbers exceed the previous high in 2007 -2008. There were two new vessels this season – *National Geographic Orion* and *Le Soleal*. The cruise ship *Seabourn Quest* was the largest vessel with a total of 432 passengers. A summary of vessel visits and passenger numbers is at Figure 1.



5. **Passengers.** For this reporting period there were a total of 67 passenger nationalities (Figure 2). The largest number of passengers came from the United States representing an overall figure of 23 % (25% in year 13/14), followed by Germany at 17% (16% in year 13/14), United Kingdom with 14% (11% in year 13/14), Australia at 11% (11% in year 13/14), Switzerland at 6% (5% in year 13/14), then France at 2% (5% in year 13/14). The majority of passengers came from English speaking countries. A detailed breakdown of passenger nationalities is given in Appendix I.



6. **Expedition Staff.** There was a total of 827 expedition staff (667 in year 13/14) from a total of 35 countries (31 in year 13/14) with an overall ratio of approximately one staff member to each ten

passengers. The nationality breakdown was broadly the same as last year. The majority of staff were American with 174 staff (21%), followed by Germany with 120 staff (14%), Canada with 113 staff (13%), United Kingdom with 107 staff (12%), Australia with 58 staff (7%) and Argentina with 41 members of staff (5%).

7. **Cruise Ship Crew.** There were 4,837 members of crew from 66 nationalities. Of the crew composition the majority were from the Philippines with 2,417 (50%).

8. **Cruise Ship Landing Sites Prior to Arrival in South Georgia.** Of the 65 cruise ship visits, 48 landed in the Falkland Islands prior to coming to South Georgia. 15 came directly from the Antarctic, either the Antarctic Peninsula or associated islands.

9. **Cruise Ship Landing Sites Post South Georgia.** Of the 65 cruise ship visits 45 went on for their next landing within Antarctica or associated islands, 12 ships went on to land in the Falklands, 3 vessels went to Tristan da Cunha, one to Gough Island, one to Montevideo, one to Buenos Aires and one to Cape Verde.

10. **Passenger Numbers on Visiting Vessels.** Those ships visiting with between 50 and 150 passengers represented 63% of the total over the season, cruise ships with a greater number of passengers than 200 was 18%. Table 3 shows the breakdown for season 2014-15 and Figure 3 shows the passengers capacity by number of visits from 1998 to 201

Table 2. Vessel Characteristics According to Passenger Numbers 2014-2015

| Passenger Numbers | Number of Ship Visits | Total number of Pax over the season | Comments |
|-------------------|-----------------------|-------------------------------------|--|
| < 50 | 3 | 136 | <i>Polar Pioneer</i> |
| 50 - 100 | 23 | 1,882 | |
| 101 - 150 | 25 | 3,147 | |
| 151 - 200 | 8 | 1,458 | |
| 200-300 | 5 | 924 | 4 the <i>Fram</i> and one <i>Le Soleal</i> |
| 301-400 | 0 | 0 | |
| >401 | 1 | 432 | <i>Seabourn Quest</i> |
| Total | 65 | 8,142 | |

11. **Activities Undertaken.** A total of 46 different sites were visited by cruise ships during the 2014-2015 tourist season. The variety of activities undertaken at these sites and numbers of passengers is summarised at Table 4.

Table 3. Activities undertaken by cruise ship passengers at South Georgia 2014 - 2015 (Figures in brackets 2013 - 2014 season)

| Activity | Total no. of sites activity carried out | Total no. of passengers carrying out activity | Total no. of times activity carried out at all sites |
|---------------|---|---|--|
| Boat Landing | 31 (30) | 35,281 (28,583) | 365 (289) |
| Extended Walk | 19 (18) | 4,256 (4,253) | 83 (86) |
| Kayaking | 20 (23) | 559 (612) | 59 (60) |
| Scuba diving | 10 (10) | 32 | 17 |

12. **Small Boat Landings.** In descending order of numbers of passengers landed, the ten most popular locations by landings were reported for this year compared to the previous season. Number of cruise ship visits in brackets where recorded.

Table 4: Summary of the most popular landing sites for season 2013 to 2015. Passenger numbers, with ship numbers in parenthesis.

| Visitor Site | 2014/15 | 2013/14 |
|----------------------------|------------|-------------|
| Grytviken | 7,119 (65) | 6,804 (55) |
| Gold Harbour | 4,950 (49) | 3,366 (34) |
| Salisbury Plain | 5,583 (47) | 4547 (41) |
| Stromness | 3,496 (41) | 3,428 (34) |
| Prion Island | 2,596 (32) | 1,875 (24) |
| St Andrews Bay | 3,050 (30) | 1,906 (21) |
| Fortuna Bay | 1,269 (13) | Not recoded |
| Fortuna Bay – Whistle Cove | 1,038 (13) | 1,142 (10) |
| Jason Harbour | 1,168 (13) | 414 (6) |
| Cooper Bay – Macaronis | 639 (9) | 330 (7) |

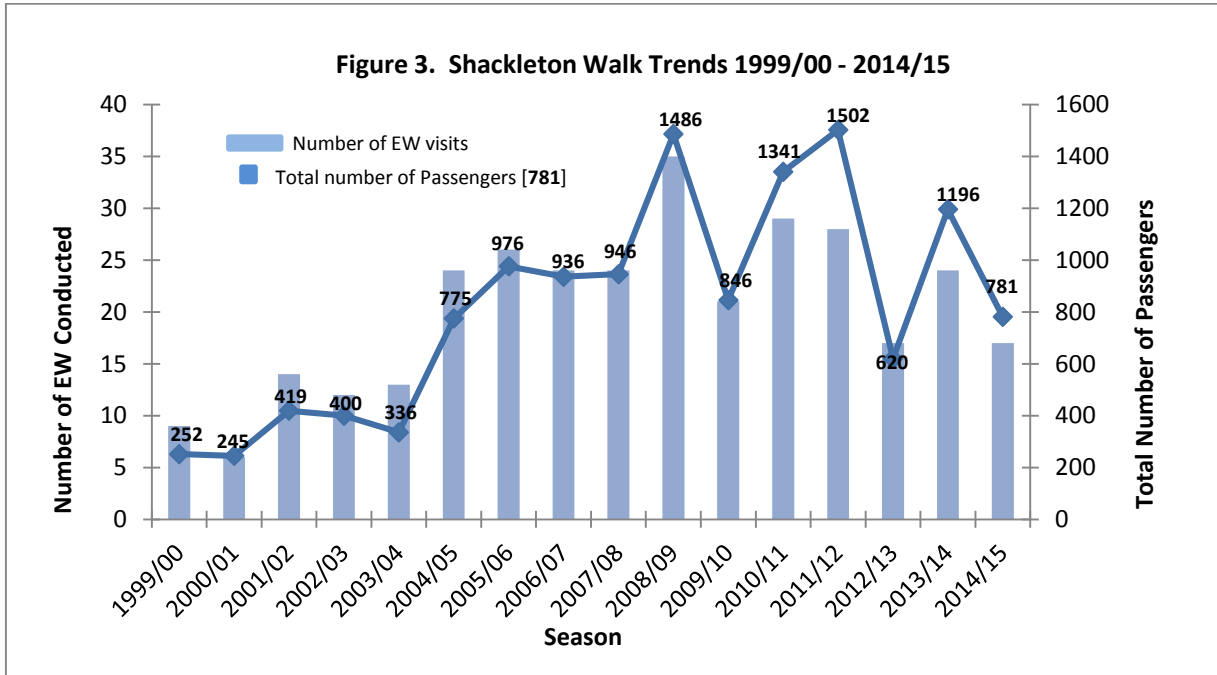
13. **Extended Walks.** Extended Walks (EW) were undertaken on 83 occasions at 19 sites (Table 6). The Shackleton Walk remains popular with 17 separate visits with a total of 781 passenger visitors. Maiviken has attracted interest again this year with 12 separate visits and 530 passengers completing this walk.

Table 5: Extended walk sites 2014-2015

| Site | Number of visit in season 2014-15 | Total number of passengers |
|------------------------------------|-----------------------------------|----------------------------|
| Fortuna Bay | 6 | 272 |
| Fortuna Bay - Shackleton Hike | 17 | 781 |
| Fortuna Bay - Whistle Cove (Kings) | 2 | 206 |
| Godthul - Ridge Hike | 4 | 142 |
| Gold Harbour | 4 | 183 |
| Gold Harbour - Head Hike | 3 | 97 |
| Grytviken and KEP | 7 | 313 |
| King Haakon Bay - Peggotty Bluff | 1 | 6 |
| Leith / Husvik Hike | 1 | 27 |
| Maiviken | 1 | 31 |
| Maiviken Hike | 12 | 530 |
| Right Whale Bay | 1 | 104 |
| Rookery Bay | 1 | 25 |
| Royal Bay - Little Moltke Harbour | 1 | 93 |
| Royal Bay - Moltke Harbour | 1 | 68 |

| | | |
|--------------------|-----------|--------------|
| Salisbury Plain | 5 | 280 |
| Sorling Valley Hut | 1 | 51 |
| St Andrews Bay | 2 | 123 |
| Stromness | 13 | 924 |
| Total | 83 | 4,256 |

The Shackleton walk remains popular and all Expedition Leaders were briefed on the need to use the SVMP for this extended walk. The trend for access for the EW is shown in Figure 3.



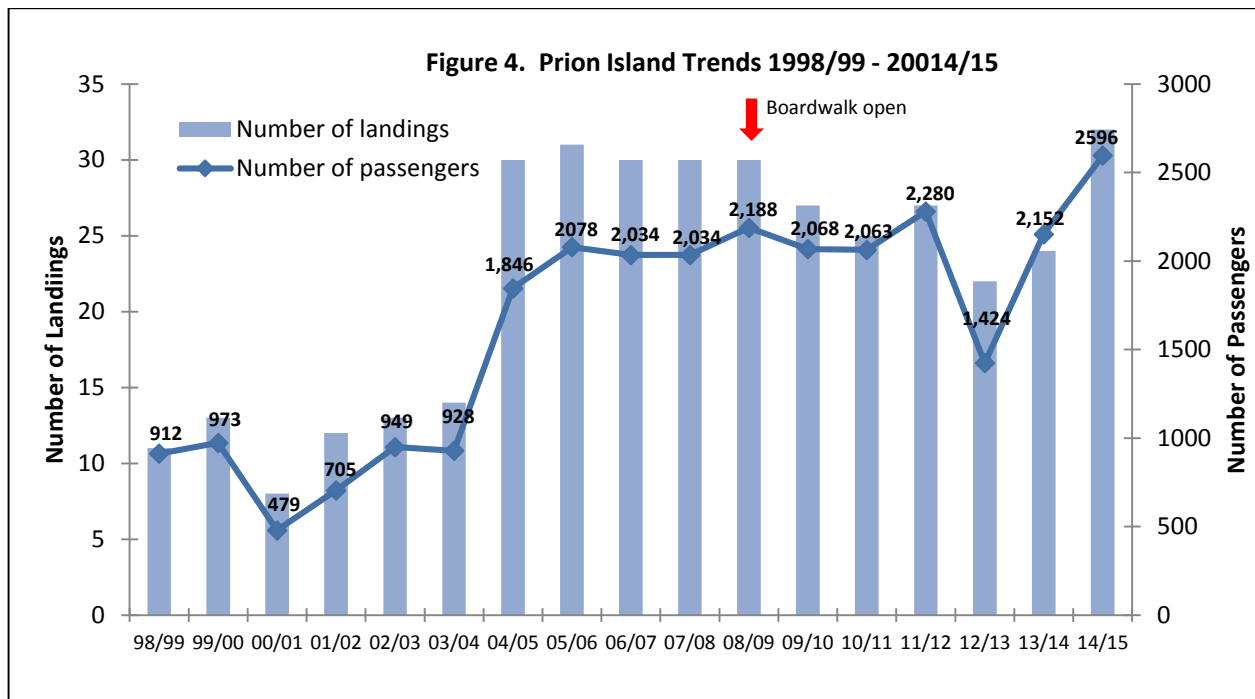
14. **Kayaking.** Short kayaking trips remain popular with Grytviken, Gold Harbour and Cooper Bay - Macaronis being the most popular sites.

- a. Year 2014/15 – total of 599 passengers taking part in short kayak trips, at 20 sites.
- b. Year 2013/14 – total of 612 passengers taking part in short kayak trips, at 23 sites.
- b. Year 2012/13 – total 462 passengers taking part in short kayak trips, at 29 sites.
- c. Year 2011/12 – total of 209 passengers taking part in short kayak trips, at 15 sites.

15. **Diving.** Scuba diving was undertaken by passengers, staff and crew at 10 sites on 17 separate occasions.

Cruise Ship Visit Sites of Particular Interest

16. **Prion Island.** The total number of small boat landings this season has increased significantly from 24 to 42 in 2014-2015 with a total of 3,064 people (2,637 passengers, 289 crew and 138 expedition staff) visiting Prion Island. Prion Island boardwalk was constructed in the early part of 2008 and open for passenger access in season 2008/2009.



17. **Grytviken and King Edward Point.** All cruise ships visited Grytviken, this is part of the customs and tourism clearance process. The first cruise ship of the season was the *Ushuaia*, which arrived on the 22 October 2014, and the last one, *Plancius*, departed on the 2 April 2015.

18. **Grytviken Church.** The church at Grytviken was used on 5 separate occasions for various events ranging from Christmas carol services to a ceremony to confirm commitment to marriage.

19. **Post Office.** The Post Office was located on board a total of 13 cruise ship visits during the season. The Post Office was open at Grytviken for 62 cruise ship visits. Some cruise ships this season requested a Post Office both on the ship and at Grytviken. Next year will see the commissioning of the new Post Office in the Slop Chest at Grytviken, this will provide passengers with a better experience with a roomy shop area and an improved range of Government branded goods to purchase.

20. **KEP Jetty.** For biosecurity reasons vessels are not permitted to come alongside the jetty at KEP.

21. **Lectures On Board.** This year the SGHT rat eradication habitat restoration talk was given on 50 separate occasions (35 in the previous year), with the GSGSSI science talk requested 6 times (5 in the previous year). Lectures were also given on board cruise ships by the GSGSSI GO, CEO and Environment Officer when they were on cruise ships travelling from the Falklands to South Georgia.

22. **Medical Assistance.** During this season there were 6 recorded events that required medical support, 3 of these resulted in a request for medical assistance from KEP Station (in the previous year it was 7). Of these incidents one resulted in the death of a passenger, this was a direct consequence of the accident and not due to any medical treatment received. One passenger sustained a broken ankle where an x-ray was requested and the KEP ECG monitor at KEP was request for one patient. The other events did not required support from KEP.

General Cruise Ship Matters

23. **Cruise Ship Bird Strikes.** The Post Visit Report forms contain a section requiring the Permit Holder to provide any detail of bird strikes/bird collision with the ship. The comments received during this season from cruise ships are detail below:

Table 6. Incidental bird mortality vessel strike 2014-2015.

| Date | Weather conditions if noted | Collision information. Number and types of bird |
|-------------|---|---|
| 21 Oct 2014 | Not noted | One Diving Petrel dead collision with ship |
| 26 Oct 2014 | Not noted | One Diving Petrel dead collision with ship |
| 13 Nov 2015 | Snow condition and NW winds 70kts gusts | South Georgia Diving Petrel |
| 11 Dec 2014 | Not noted | One Diving Petrel dead collision with ship |
| 25 Jan 2015 | Not noted | One Antarctic Prion dead collision with ship |
| 11 Feb 2015 | Fog over night | One Diving Petrel dead |
| 13 Feb 2015 | Fog over night | One Diving Petrel dead |
| 14 Mar 2015 | Fog over night | One Giant Petrel killed on collision with the vessel. |
| 18 Mar 2015 | Fog NW of Salisbury Plain | One Diving Petrel |

24. **Seals.** There was one report of a passenger receiving a fur seal bit this season. This was not serious and was dealt with by the ships medical doctor.

25. **Reindeer Eradication.** The notification of the restricted areas on the Barff Peninsula, due to the reindeer cull, worked well. The Environment Officer gave good notice of the areas placed out-of bounds (for safety reasons) and this information was cascaded by the Government Officer to the cruise ships.

26. **Biosecurity.** At the start of the season two cruise ships failed the Government Officer biosecurity checks with passengers having mud on their boots and plant vegetation in the Velcro of trousers. The passengers had failed to understand the need to clean boots, clothing and equipment between site landings on South Georgia. The Government Officer "introduction email to expedition leaders" was reviewed and then reduced in detail and sent as two smaller emails - one focusing on the need to ensure biosecurity measures between landing site the second email focused on the administrative detail for the arrival at KEP / Grytviken. This worked very well and there were no reoccurrences during the season.

27. **Expedition Leader Briefings.** During this season 8 new ELs were briefed at KEP (previous year it was 11).

28. **New Operators, Vessels and Observers.** There were two new cruise ships this season *National Geographic Orion* and *Le Soleal* and both had a Government observer embarked to monitor site landing procedures. Both cruise ships were well organised and the expedition teams well lead.

29. **Post Visit Reporting.** Of the 65 cruise ship visits this year all have returned Post Visit Reports. All were completed to a good standard.

PART 2: YACHTS

30. There was a total 21 visits by 16 different yachts (Table 7), amounting to a total of 226 people². There were two significant incidents during this season with passengers from two yachts seen walking through king penguin breeding colonies. Reports relating to these events are published elsewhere. Three yachts failed to return their Post Visit Reports.

Table 7. Yacht visits season 2014-2015

| Vessel | Arrival Date | Pax | Staff | Crew |
|--------------------------|--------------|------------|-----------|------------|
| <i>Pelagic Australis</i> | 23/08/2014 | 8 | 2 | 4 |
| <i>Podorange</i> | 20/09/2014 | 6 | 2 | 3 |
| <i>Icebird</i> | 27/09/2015 | 2 | | 3 |
| <i>Pelagic Australis</i> | 17/10/2014 | 5 | 0 | 3 |
| <i>Australis</i> | 22/10/2014 | 9 | 1 | 2 |
| <i>Hans Hansson</i> | 23/10/2014 | 6 | 1 | 3 |
| <i>Golden Fleece</i> | 23/11/2014 | 5 | 1 | 3 |
| <i>Australis</i> | 27/11/2014 | 8 | | 3 |
| <i>Hanse Explorer</i> | 29/11/2014 | 10 | 1 | 14 |
| <i>Kotick</i> | 20/12/2014 | 3 | | 3 |
| <i>Hans Hansson</i> | 08/01/2015 | 4 | 1 | 3 |
| <i>Golden Fleece</i> | 13/01/2015 | 5 | 0 | 3 |
| <i>Mago Del Sur</i> | 15/01/15 | 2 | 0 | 3 |
| <i>Triton</i> | 20/01/2015 | 7 | 1 | 11 |
| <i>Hanse Explorer</i> | 24/01/2015 | 7 | 2 | 14 |
| <i>Sila</i> | 26/01/2015 | 0 | 0 | 5 |
| <i>Pelagic</i> | 02/02/2015 | 4 | 0 | 3 |
| <i>Ave Del Mar</i> | 10/02/2015 | 0 | 0 | 2 |
| <i>Isfuglen</i> | 28/02/2015 | | | 7 |
| <i>Paradise</i> | 16/03/2015 | 6 | 0 | 3 |
| <i>Anne Margaretha</i> | 28/03/2015 | 0 | 1 | 5 |
| Total | | 103 | 17 | 100 |

31. **Yacht Landing Sites.** A total of 43 different sites were visited by private and charter yachts. Weather and sea condition will often dictate which locations yachts access.

² The figure of 226 includes 6 others as well as passengers, crew and expedition staff.

PART 3: EXPEDITIONS

39. There were 7 planned expeditions this season, one was cancelled and 6 took place as listed below:

Table 8. Expeditions to South Georgia season 2014-2015

| Dates | Description of Expedition | Support Vessel | Expedition Pax Numbers |
|-----------------------|---|--------------------------|-------------------------------|
| 21 Aug to 4 Sep 2014 | Ski mountaineering | <i>Pelagic Australis</i> | 8 |
| 27 Sep to 25 Oct 2014 | Shackleton crossing, ski touring including Mt Paterson. | <i>Icebird</i> | 5 |
| 15 Sep to 20 Oct 2014 | Ski mountaineering including the Shackleton traverse and Southern Range | <i>Podorange</i> | 8 |
| 1 to 20 Oct 2014 | Ski mountaineering Salvesen Range (Cancelled) | <i>Le Sourire</i> | 7 |
| 14 Jan to 30 Jan 2015 | BBC filming in SSI Zavodovski | <i>Golden Fleece</i> | 4 |
| 30 Jan to 28 Feb 2015 | Kayak circumnavigation | <i>Pelagic</i> | 4 |
| 9 Feb to 12 Feb 2015 | Shackleton crossing/ traverse | <i>Polar Pioneer</i> | 10 |

PART 4: OTHER VESSEL VISITS

32. During this reporting period a number of other vessel visits to South Georgia as detailed below in Table 9:

Table 9. Other visiting vessels to South Georgia 2014-2015

| Vessel Name | Description | Dates | Comments |
|------------------------------|--------------------------|------------------------|--|
| <i>HMS Iron Duke</i> | Military - Royal Navy | 26 Sep to 29 Sep 2014 | Atlantic Patrol Task (South). Operational tasking. |
| <i>HMS Protector</i> | Military - Royal Navy | 29 Sep 2014 | Testing crane and boats. No landings conducted. |
| <i>Nathaniel Palmer</i> | Research Vessel | 3 Oct 2014 | Taking shelter from the weather. |
| <i>HMS Clyde</i> | Military - Royal Navy | 22 Oct to 26 Oct 2014 | South Atlantic patrol. |
| <i>HMS Clyde</i> | Military - Royal Navy | 13 Nov to 18 Nov 2014 | South Atlantic patrol. HQ FBSAI VIP: Comd Sec and ACOS J2/3. |
| <i>HMS Clyde</i> | Military - Royal Navy | 122 Oct to 26 Oct 2014 | South Atlantic patrol. |
| <i>RRS James Clark Ross</i> | British Antarctic Survey | 2 Dec to 4 Dec 2014 | Base resupply. |
| <i>HMS Dragon</i> | Military - Royal Navy | 23 Dec to 27 Dec 2014 | Atlantic Patrol Task (South). Operational tasking. |
| <i>RRS Ernest Shackleton</i> | British Antarctic Survey | 28 Jan to 29 Jan 2015 | SGHT Rat Eradication cargo unload and passenger transfer. |
| <i>RRS Ernest Shackleton</i> | British Antarctic Survey | 9 Feb to 10 Feb 2015 | Cargo unload and passenger transfer. |
| <i>HMS Protector</i> | Military - Royal Navy | 10 Feb to 12 Feb 2015 | Patrol taking |
| <i>RRS Ernest Shackleton</i> | British Antarctic Survey | 12 Feb 2015 | Passenger transfer. |
| <i>HMS Clyde</i> | Military - Royal Navy | 11 Mar to 14 Mar 2014 | South Atlantic patrol. EOD team. |
| <i>RRS Ernest Shackleton</i> | British Antarctic Survey | 13 Apr 15 Apr 2015 | Cargo loading from station and SGHT rat eradication team. |

Appendix I - Passenger, Staff and Crew Nationality Breakdown

Cruise Ship visits

Passenger Nationality Summary

For the period 01 July 2013 to 30 June 2014

| Nationality | Passengers | Staff | Crew | Others | Total |
|--------------------------|----------------|--------------|----------------|------------|----------------|
| Argentina | 8 (0.10%) | 41 (4.96%) | 43 (0.89%) | 3 (13.04%) | 95 (0.69%) |
| Australia | 914 (11.23%) | 58 (7.01%) | 5 (0.10%) | 1 (4.35%) | 978 (7.07%) |
| Austria | 170 (2.09%) | 10 (1.21%) | 36 (0.74%) | 0 (0.00%) | 216 (1.56%) |
| Belgium | 54 (0.66%) | 2 (0.24%) | 2 (0.04%) | 0 (0.00%) | 58 (0.42%) |
| Bosnia | 0 (0.00%) | 0 (0.00%) | 1 (0.02%) | 0 (0.00%) | 1 (0.01%) |
| Brazil | 16 (0.20%) | 0 (0.00%) | 6 (0.12%) | 0 (0.00%) | 22 (0.16%) |
| Bulgaria | 0 (0.00%) | 0 (0.00%) | 37 (0.76%) | 0 (0.00%) | 37 (0.27%) |
| Canada | 336 (4.13%) | 113 (13.66%) | 4 (0.08%) | 0 (0.00%) | 453 (3.28%) |
| Chile | 14 (0.17%) | 7 (0.85%) | 34 (0.70%) | 0 (0.00%) | 55 (0.40%) |
| China | 574 (7.05%) | 2 (0.24%) | 0 (0.00%) | 0 (0.00%) | 576 (4.17%) |
| Colombia | 3 (0.04%) | 0 (0.00%) | 10 (0.21%) | 0 (0.00%) | 13 (0.09%) |
| Costa Rica | 0 (0.00%) | 4 (0.48%) | 6 (0.12%) | 0 (0.00%) | 10 (0.07%) |
| Croatia | 1 (0.01%) | 0 (0.00%) | 33 (0.68%) | 0 (0.00%) | 34 (0.25%) |
| Czech Republic | 7 (0.09%) | 2 (0.24%) | 3 (0.06%) | 0 (0.00%) | 12 (0.09%) |
| Denmark | 35 (0.43%) | 2 (0.24%) | 3 (0.06%) | 0 (0.00%) | 40 (0.29%) |
| Dominica | 1 (0.01%) | 0 (0.00%) | 0 (0.00%) | 0 (0.00%) | 1 (0.01%) |
| Ecuador | 3 (0.04%) | 0 (0.00%) | 2 (0.04%) | 0 (0.00%) | 5 (0.04%) |
| El Salvador | 0 (0.00%) | 0 (0.00%) | 6 (0.12%) | 0 (0.00%) | 6 (0.04%) |
| Estonia | 1 (0.01%) | 0 (0.00%) | 2 (0.04%) | 0 (0.00%) | 3 (0.02%) |
| Falkland Is. | 0 (0.00%) | 1 (0.12%) | 0 (0.00%) | 0 (0.00%) | 1 (0.01%) |
| Fiji | 1 (0.01%) | 0 (0.00%) | 0 (0.00%) | 0 (0.00%) | 1 (0.01%) |
| Finland | 23 (0.28%) | 0 (0.00%) | 4 (0.08%) | 0 (0.00%) | 27 (0.20%) |
| France | 192 (2.36%) | 24 (2.90%) | 184 (3.80%) | 0 (0.00%) | 400 (2.89%) |
| Germany | 1,432 (17.59%) | 120 (14.51%) | 521 (10.77%) | 0 (0.00%) | 2,073 (14.99%) |
| Greece | 2 (0.02%) | 0 (0.00%) | 11 (0.23%) | 0 (0.00%) | 13 (0.09%) |
| Guatemala | 2 (0.02%) | 1 (0.12%) | 60 (1.24%) | 0 (0.00%) | 63 (0.46%) |
| Guyana | 0 (0.00%) | 0 (0.00%) | 15 (0.31%) | 0 (0.00%) | 15 (0.11%) |
| Honduras | 2 (0.02%) | 0 (0.00%) | 24 (0.50%) | 0 (0.00%) | 26 (0.19%) |
| Hong Kong | 11 (0.14%) | 0 (0.00%) | 0 (0.00%) | 0 (0.00%) | 11 (0.08%) |
| Hungary | 0 (0.00%) | 0 (0.00%) | 8 (0.17%) | 0 (0.00%) | 8 (0.06%) |
| Iceland | 1 (0.01%) | 0 (0.00%) | 0 (0.00%) | 0 (0.00%) | 1 (0.01%) |
| India | 8 (0.10%) | 0 (0.00%) | 67 (1.39%) | 0 (0.00%) | 75 (0.54%) |
| Indonesia | 1 (0.01%) | 0 (0.00%) | 114 (2.36%) | 0 (0.00%) | 115 (0.83%) |
| Ireland | 57 (0.70%) | 12 (1.45%) | 7 (0.14%) | 0 (0.00%) | 76 (0.55%) |
| Israel | 86 (1.06%) | 2 (0.24%) | 3 (0.06%) | 0 (0.00%) | 91 (0.66%) |
| Italy | 26 (0.32%) | 1 (0.12%) | 25 (0.52%) | 0 (0.00%) | 52 (0.38%) |
| Jamaica | 0 (0.00%) | 0 (0.00%) | 20 (0.41%) | 0 (0.00%) | 20 (0.14%) |
| Japan | 18 (0.22%) | 7 (0.85%) | 1 (0.02%) | 0 (0.00%) | 26 (0.19%) |
| Kenya | 1 (0.01%) | 0 (0.00%) | 1 (0.02%) | 0 (0.00%) | 2 (0.01%) |
| Korea, Dem. Pop. Rep. of | 5 (0.06%) | 0 (0.00%) | 0 (0.00%) | 0 (0.00%) | 5 (0.04%) |
| Kuwait | 3 (0.04%) | 0 (0.00%) | 0 (0.00%) | 0 (0.00%) | 3 (0.02%) |
| Latvia | 1 (0.01%) | 0 (0.00%) | 8 (0.17%) | 0 (0.00%) | 9 (0.07%) |
| Lebanon | 0 (0.00%) | 1 (0.12%) | 0 (0.00%) | 0 (0.00%) | 1 (0.01%) |
| Liechtenstein | 2 (0.02%) | 0 (0.00%) | 0 (0.00%) | 0 (0.00%) | 2 (0.01%) |
| Lithuania | 1 (0.01%) | 0 (0.00%) | 4 (0.08%) | 0 (0.00%) | 5 (0.04%) |
| Luxembourg | 7 (0.09%) | 0 (0.00%) | 0 (0.00%) | 0 (0.00%) | 7 (0.05%) |
| Macedonia | 0 (0.00%) | 0 (0.00%) | 1 (0.02%) | 0 (0.00%) | 1 (0.01%) |
| Malaysia | 9 (0.11%) | 0 (0.00%) | 2 (0.04%) | 0 (0.00%) | 11 (0.08%) |
| Malta | 2 (0.02%) | 0 (0.00%) | 0 (0.00%) | 0 (0.00%) | 2 (0.01%) |
| Mauritius | 0 (0.00%) | 0 (0.00%) | 21 (0.43%) | 0 (0.00%) | 21 (0.15%) |
| Mexico | 7 (0.09%) | 2 (0.24%) | 2 (0.04%) | 0 (0.00%) | 11 (0.08%) |
| Montenegro | 0 (0.00%) | 0 (0.00%) | 2 (0.04%) | 0 (0.00%) | 2 (0.01%) |
| Myanmar | 1 (0.01%) | 0 (0.00%) | 0 (0.00%) | 0 (0.00%) | 1 (0.01%) |
| Nepal | 0 (0.00%) | 0 (0.00%) | 3 (0.06%) | 0 (0.00%) | 3 (0.02%) |
| Netherlands | 108 (1.33%) | 16 (1.93%) | 20 (0.41%) | 2 (8.70%) | 146 (1.06%) |
| New Zealand | 78 (0.96%) | 35 (4.23%) | 11 (0.23%) | 0 (0.00%) | 124 (0.90%) |
| Nicaragua | 0 (0.00%) | 0 (0.00%) | 110 (2.27%) | 0 (0.00%) | 110 (0.80%) |
| Norway | 73 (0.90%) | 18 (2.18%) | 28 (0.58%) | 0 (0.00%) | 119 (0.86%) |
| Panama | 0 (0.00%) | 0 (0.00%) | 16 (0.33%) | 0 (0.00%) | 16 (0.12%) |
| Peru | 2 (0.02%) | 0 (0.00%) | 20 (0.41%) | 0 (0.00%) | 22 (0.16%) |
| Philippines | 3 (0.04%) | 4 (0.48%) | 2,417 (49.97%) | 0 (0.00%) | 2,424 (17.53%) |
| Poland | 8 (0.10%) | 4 (0.48%) | 17 (0.35%) | 0 (0.00%) | 29 (0.21%) |
| Portugal | 10 (0.12%) | 2 (0.24%) | 13 (0.27%) | 0 (0.00%) | 25 (0.18%) |
| Romania | 1 (0.01%) | 0 (0.00%) | 112 (2.32%) | 0 (0.00%) | 113 (0.82%) |
| Russia | 13 (0.16%) | 5 (0.60%) | 399 (8.25%) | 2 (8.70%) | 419 (3.03%) |
| Scotland | 2 (0.02%) | 0 (0.00%) | 0 (0.00%) | 0 (0.00%) | 2 (0.01%) |
| Serbia | 0 (0.00%) | 0 (0.00%) | 8 (0.17%) | 0 (0.00%) | 8 (0.06%) |
| Singapore | 8 (0.10%) | 0 (0.00%) | 0 (0.00%) | 0 (0.00%) | 8 (0.06%) |
| Slovakia | 2 (0.02%) | 0 (0.00%) | 5 (0.10%) | 0 (0.00%) | 7 (0.05%) |

| | | | | | | | | | | |
|----------------------|--------------|----------|------------|----------|--------------|---------|-----------|----------|---------------|----------|
| Slovenia | 5 | (0.06%) | 0 | (0.00%) | 0 | (0.00%) | 0 | (0.00%) | 5 | (0.04%) |
| South Africa | 56 | (0.69%) | 16 | (1.93%) | 34 | (0.70%) | 0 | (0.00%) | 106 | (0.77%) |
| Spain | 7 | (0.09%) | 1 | (0.12%) | 3 | (0.06%) | 0 | (0.00%) | 11 | (0.08%) |
| Sweden | 108 | (1.33%) | 17 | (2.06%) | 15 | (0.31%) | 0 | (0.00%) | 140 | (1.01%) |
| Switzerland | 514 | (6.31%) | 13 | (1.57%) | 30 | (0.62%) | 0 | (0.00%) | 557 | (4.03%) |
| Taiwan | 57 | (0.70%) | 0 | (0.00%) | 1 | (0.02%) | 0 | (0.00%) | 58 | (0.42%) |
| Thailand | 9 | (0.11%) | 0 | (0.00%) | 0 | (0.00%) | 0 | (0.00%) | 9 | (0.07%) |
| Turkey | 3 | (0.04%) | 0 | (0.00%) | 0 | (0.00%) | 0 | (0.00%) | 3 | (0.02%) |
| Ukraine | 4 | (0.05%) | 1 | (0.12%) | 138 | (2.85%) | 6 | (26.09%) | 149 | (1.08%) |
| United Arab Emirates | 0 | (0.00%) | 0 | (0.00%) | 1 | (0.02%) | 0 | (0.00%) | 1 | (0.01%) |
| United Kingdom | 1,133 | (13.92%) | 107 | (12.94%) | 57 | (1.18%) | 2 | (8.70%) | 1,299 | (9.39%) |
| United States | 1,895 | (23.27%) | 174 | (21.04%) | 33 | (0.68%) | 7 | (30.43%) | 2,109 | (15.25%) |
| Uruguay | 1 | (0.01%) | 2 | (0.24%) | 2 | (0.04%) | 0 | (0.00%) | 5 | (0.04%) |
| Venezuela | 0 | (0.00%) | 0 | (0.00%) | 1 | (0.02%) | 0 | (0.00%) | 1 | (0.01%) |
| Vietnam | 1 | (0.01%) | 0 | (0.00%) | 0 | (0.00%) | 0 | (0.00%) | 1 | (0.01%) |
| Zaire | 3 | (0.04%) | 0 | (0.00%) | 0 | (0.00%) | 0 | (0.00%) | 3 | (0.02%) |
| Zimbabwe | 0 | (0.00%) | 0 | (0.00%) | 5 | (0.10%) | 0 | (0.00%) | 5 | (0.04%) |
| TOTALS: | 8,142 | | 827 | | 4,837 | | 23 | | 13,829 | |

Yacht visits

Passenger Nationality Summary

For the period 01 July 2013 to 30 June 2014

Note: Staff and crew members often visit more than once per season.

| Nationality | Passengers | Staff | Crew | Others | Total |
|----------------|-------------|------------|-------------|------------|-------------|
| Argentina | 1 (1.01%) | 0 (0.00%) | 1 (0.00%) | 0 (0.00%) | 2 (0.49%) |
| Australia | 15 (15.15%) | 1 (7.69%) | 6 (6.90%) | 1 (16.67%) | 23 (11.22%) |
| Belgium | 2 (2.02%) | 0 (0.00%) | 0 (0.00%) | 0 (0.00%) | 2 (0.98%) |
| Canada | 7 (7.07%) | 0 (0.00%) | 6 (6.90%) | 0 (0.00%) | 13 (6.34%) |
| Chile | 1 (1.01%) | 0 (0.00%) | 3 (1.15%) | 0 (0.00%) | 4 (0.98%) |
| Czech Republic | 4 (4.04%) | 1 (7.69%) | 0 (0.00%) | 0 (0.00%) | 5 (2.44%) |
| Denmark | 1 (1.01%) | 0 (0.00%) | 0 (0.00%) | 0 (0.00%) | 1 (0.49%) |
| France | 14 (14.14%) | 1 (7.69%) | 17 (19.54%) | 0 (0.00%) | 32 (15.61%) |
| Germany | 4 (2.02%) | 1 (7.69%) | 10 (11.49%) | 0 (0.00%) | 15 (6.34%) |
| Italy | 0 (0.00%) | 1 (7.69%) | 0 (0.00%) | 0 (0.00%) | 1 (0.49%) |
| Netherlands | 0 (0.00%) | 1 (7.69%) | 3 (3.45%) | 0 (0.00%) | 4 (1.95%) |
| New Zealand | 0 (0.00%) | 1 (7.69%) | 5 (5.75%) | 0 (0.00%) | 6 (2.93%) |
| Peru | 0 (0.00%) | 0 (0.00%) | 2 (2.30%) | 0 (0.00%) | 2 (0.98%) |
| Poland | 7 (7.07%) | 0 (0.00%) | 7 (0.00%) | 0 (0.00%) | 14 (3.41%) |
| South Africa | 4 (4.04%) | 0 (0.00%) | 6 (6.90%) | 0 (0.00%) | 10 (4.88%) |
| Spain | 1 (1.01%) | 0 (0.00%) | 0 (0.00%) | 0 (0.00%) | 1 (0.49%) |
| Sweden | 1 (1.01%) | 1 (7.69%) | 1 (1.15%) | 0 (0.00%) | 3 (1.46%) |
| Switzerland | 1 (1.01%) | 0 (0.00%) | 0 (0.00%) | 0 (0.00%) | 1 (0.49%) |
| Turkey | 0 (0.00%) | 0 (0.00%) | 3 (3.45%) | 0 (0.00%) | 3 (1.46%) |
| Ukraine | 0 (0.00%) | 0 (0.00%) | 7 (8.05%) | 0 (0.00%) | 7 (3.41%) |
| United Kingdom | 32 (30.30%) | 3 (23.08%) | 16 (14.94%) | 4 (66.67%) | 55 (24.39%) |
| United States | 8 (8.08%) | 2 (15.38%) | 7 (8.05%) | 1 (16.67%) | 18 (8.78%) |
| TOTALS: | 103 | 13 | 100 | 6 | 222 |